



Explore!
.....The Safety Brand.....

RYXO

EYE WASH

SOLUTIONS & STATIONS

www.ryxosafety.com

Owned By
Clearway Safety & General Trading
Abudhabi - UAE
+971 561080825





Contents

EYE WASH	Pages 3-7
SALINE EYE WASH SOLUTION WITH STATION	Page 3
PHOSPHATE BUFFER SOLUTION WITH STATION.....	Page 4
EMERGENCY EYE FLUSH EMPTY BOTTLES WITH STATION.....	Page 5
EYE WASH SOLUTIONS.....	Page 7
EYE WASH STICKERS	Pages 8
PVC VINYL STICKERS & TAGS.....	Page 8





WHY PERSONAL EYE WASH BOTTLES?

Facility managers may be aware that they are required to have an eyewash station within a 10-second walk from chemicals or other injurious materials, but are they aware that they are also required to have personal eyewash bottles available when particles such as pollen or other allergens, dust, sawdust or smoke are present? It is of utmost importance to educate facility and safety managers about eye injury risks and meeting compliance standards at their sites.

When an eye injury occurs, every second counts toward a healthful recovery. That's where personal eyewash bottles come into play. While not intended to replace primary eyewash equipment, they are an important supplement. Personal bottles can be located much closer to contaminants and provide immediate treatment before the injured worker is able to reach primary eyewash equipment. They can also be important after primary eyewash is used, while the injured worker is being transported to medical care.

PERFECT FOR?

- Flushing nuisance particles such as pollen, dust, saw dust, smoke, etc.
- Immediate treatment en route to primary eyewash unit.
- Continued irrigation en route to medical care after a 15-min eyewash.

WALL STATIONS

Durable wall stations provide immediate flushing. They offer high visibility in a hazard area and are readily available for emergency flushing and decontamination of the eyes, face and body.

FEATURES & BENEFITS

- Portable and readily available for use.
- Bottles contain a buffered, saline solution that is sterile and superior to tap water for emergency eye care.
- Blow-fill-seal bottles are tamper resistant, yet easily removed in an emergency
- Ensured quality and lasting value with FDA-grade polyethylene bottle featuring lot numbers and expiration dates.
- 36-month shelf life from date of manufacturing.

Emergency Eyewash
quickly cleanses the eyes.
Always protect the eyes of your workmates.



Eyewash is easy to use if an accident happens



Turn the eyecup in the direction of the arrow 360° until the seal breaks



Lean back, squeeze the bottle and rinse

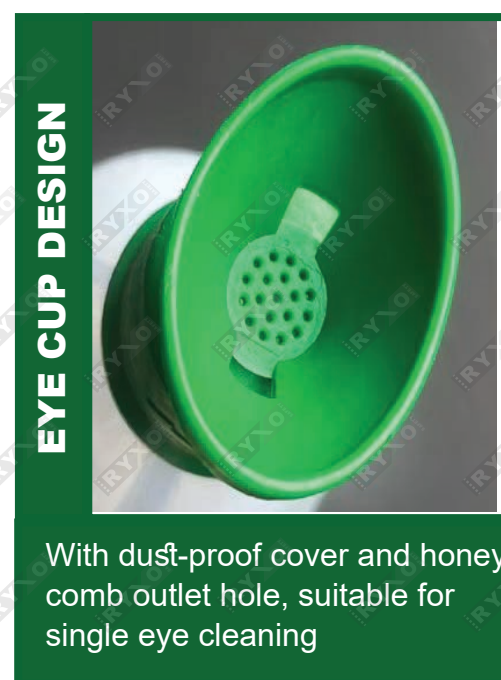


Or lean forward and rinse by squeezing the bottle gently





SALINE EYE WASH SOLUTION WITH STATION



Mounting Accessories Included

COLOUR

High Visibility Green

MATERIAL

High Quality Plastic

MIRROR

Shatterproof Material

SIZE

10" x 11" x 3.5"

WEIGHT

1350gm (Station + 2 x 500ml Solution)

INSTALLATION


Wall Mountable / Pre-Marked Holes

LIQUID SOLUTION

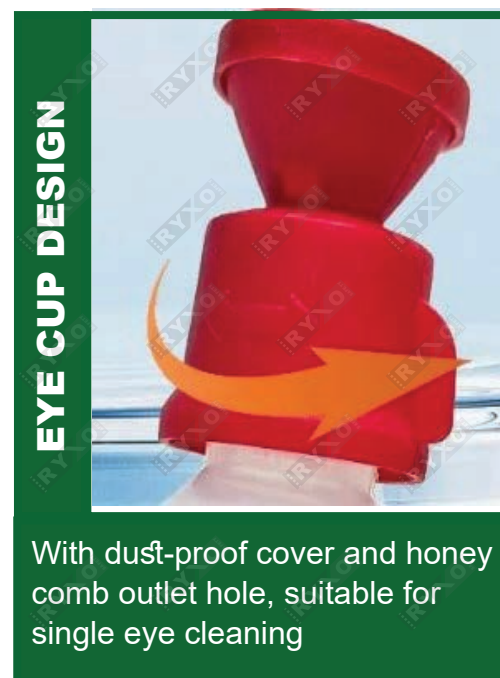
FEATURES

Versatile & Space Saving
 Dust Cover to Nozzle
 Good Flexibility





PHOSPHATE BUFFER SOLUTION WITH STATION



Mounting Accessories Included

COLOUR

High Visibility Green Station / Red Bottle Lid

MATERIAL

High Quality Plastic

MIRROR

Shatterproof Material

SIZE

10" x 11" x 3.5"

WEIGHT

1350gm (Station + 2 x 500ml Solution)

INSTALLATION

Wall Mountable / Pre-Marked Holes

LIQUID SOLUTION

2 x 500ml Phosphate Buffer Solution

Active: Purified Water 95.1%

Inactive : Sodium Dihydrogen Phosphate Dibasic Sodium Phosphate

FEATURES

Versatile & Space Saving

Dust Cover to Nozzle

Good Flexibility





EMERGENCY EYE FLUSH EMPTY BOTTLES WITH STATION



EYE CUP DESIGN WITH HOSE



With dust-proof cover and drain pipe, suitable for single eye cleaning

COLOUR

High Visibility Green

MATERIAL

High Quality Plastic

MIRROR

Shatterproof Material

SIZE

10" x 11" x 3.5"

WEIGHT

375gm (Station + 2 x 500ml Empty Bottle)

INSTALLATION

Wall Mountable / Pre-Marked Holes

LIQUID SOLUTION

Sterile Water / Saline Water / Eye Wash Solution

FEATURES

With Hose For Waste Water Export
Versatile & Space Saving
Dust Cover to Nozzle
Good Flexibility



Mounting Accessories Included





EMERGENCY EYE FLUSH EMPTY BOTTLES WITH STATION



COLOUR

High Visibility Green

MATERIAL

High Quality Plastic

MIRROR

Shatterproof Material

SIZE

10" x 11" x 3.5"

WEIGHT

375gm (Station + 2 x 500ml Empty Bottle)

INSTALLATION

Wall Mountable / Pre-Marked Holes

LIQUID SOLUTION

Sterile Water / Saline Water / Eye Wash Solution

FEATURES

With Hose For Waste Water Export
Versatile & Space Saving
Dust Cover to Nozzle
Good Flexibility




Mounting Accessories Included





EYE WASH SOLUTIONS



SALINE EYE WASH

500ml

Sodium Chloride 0.9%w/v Ph.Eur

Cup shaped nozzle

0.9% sterile sodium chloride solution corresponding the eye's natural fluid. Suitable for dust, dirt, foreign bodies, other chemicals and for the continuous rinsing after pH Neutral

PHOSPHATE BUFFER SOLUTION

500ml

Active Purified Water 95.1%
Inactive Sodium Dihydrogen
Phosphate Dibasic Sodium Phosphate

Cup shaped nozzle

4.9% sterile phosphate buffer for a rapid and effective neutralising of acids and alkali. Documented safety and effect. The fluineutralises acids and alkali fast and with no danger for the eye



[illegible]